

INVERTER KCW-IV SERIES

Inverter Chiller



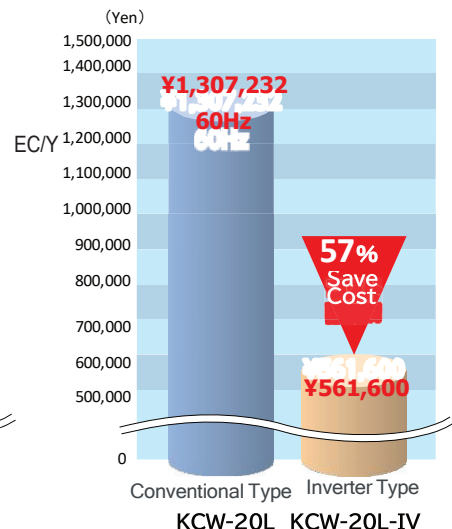
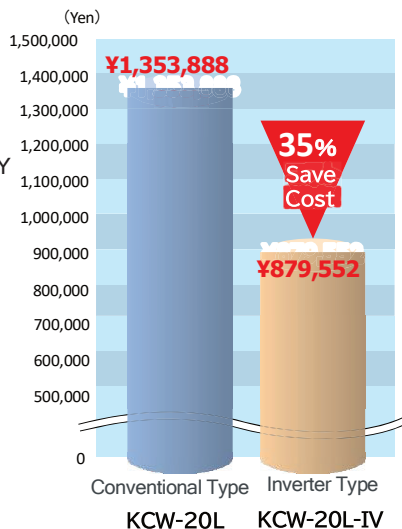
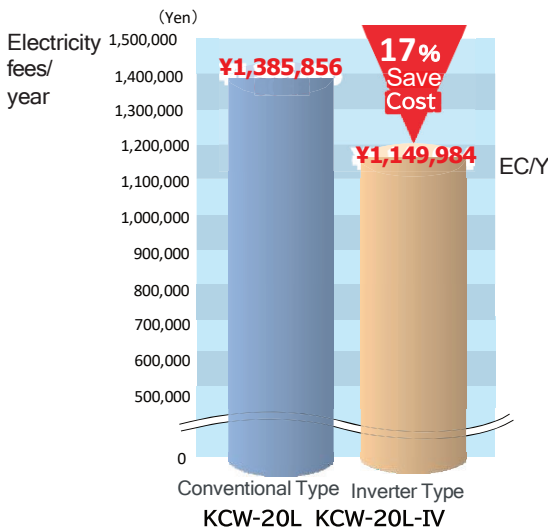
- Operates with optimum cooling capacity according to the load
- Energy saving
(Power consumption is 41-79% less than the conventional model)
- A wide range of lineups
(3HP~60HP)
- High compatibility with the conventional model
N.B.: Machine dimensions and piping remain the same

Electricity fees (Chiller only at 60 HZ, 20HP) ●Electric bill : ¥18/kW ●Number of working days in a month : 20 days ●Daily working hours : 20 hours

At 80% capacity

At 60% capacity

At 40% capacity



Cost reduction : 235,872 Yen /Year

Cost reduction: 474,336 Yen /Year

Cost reduction: 745,632 Yen /Year

Chillers for advanced equipment pursuant to the Japanese Act on Special Measures for Productivity Improvement

(Indoor type)


Model		KCW-03L-IV	KCW-05L-IV	KCW-10L-IV	KCW-15L-IV	KCW-20L-IV	KCW-25L-IV	KCW-30L-IV	
Medium temperature range		7°C ~ 30°C							
Medium		Water							
Chilling capacity(kW) 50/60Hz	10°C	11.9/11.9	19.2/19.2	33.6/33.6	49.5/52.8	62.9/67.2	78.8/86.4	92.2/100.8	
	15°C	13.0/13.0	20.9/20.9	37.3/37.3	55.0/58.2	69.8/74.6	87.5/95.5	102.3/111.9	
Tank capacity (Lr)		60	75	140	250	300	350		
Compressor output (kW)		3	3.75	7.44	7.44 + 3.75	7.44 × 2	7.44 × 2 + 3.75	7.44 × 3	
Refrigerant		R407C							
Internal circulation pump 50/60Hz Output (kW)		-					0.75/0.75		
Medium circulation pump 50/60 Hz	Output (kW)	1.27/2.2		2.3/4		4.0/5.5		5.5/7.5	
	High-efficiency motor								
	Max. flow rate (L/min)	105/126		250/265		367/433		600/700	
	Max. output pressure (MPa)	0.45/0.51		0.48/0.69		0.54/0.57		0.52/0.52	
Pipe connection size	Medium process Medium return	10A × 2 direction	10A × 4 direction	40A (Socket) 1 1/2B(Socket)	50A(Socket) 2B(Socket)		65A (Socket) 2 1/2B(Socket)		
	Cooling water inlet	20A (Socket) 3/4B(Socket)	25A (Socket) 1B(Socket)	40A (Socket) 1 1/2B(Socket)	50A (Socket) 2B(Socket) 50A		65A (Socket) 2 1/2B(Socket)		
	Cooling water out	20A (Socket) 3/4B(Socket)	25A (Socket) 1B(Socket)	40A(Globe valve) 1 1/2B (Globe valve)	(Globe valve) 2B (Globe valve)		65A (Globe valve) 2 1/2B (Globe valve)		
	Make-up Water	15A (Socket) 1 1/2B(Socket)							
	Drain	20A (Ball valve) 3/4B(Ball valve)			25A (Ball valve) 1B(Ball valve)		25A (Socket) 1B(Socket)		
	Overflow	25A (Socket) 1B(Socket)						Combined with tank drain 25A (Socket) 1B(Socket)	
	Drain for drain pan	15A (Socket) 1 1/2B(Socket)			25A (Socket) 1B(Socket)				
	Inlet of compression air	When equipped with the N Deo function 6 mm inner diameter Tube fitting							
Utility	Cooling water volume (L/min) *1	39/39	62/62	111/111	163/173	208/222	260/284	305/333	
	Supplying pressure (MPa) of Compressed Air	When equipped with the N Deo function 0.4~0.8							
	Supplying volume of Compressed Air (NL/min)	When equipped with the N Deo function More than 6							
	Weight (kg)	200	220	550	900	1100	1450	1500	
	Electricity (kVA)	12.2	15.2	25.2	30.4	36.2	45.3	49.4	
	Breaker (AT)	30	50	75	100	125	150		
	Power source	AC200V 50/60Hz · AC220V 60Hz 3 Phase 3Wire							
Paint color	Nittoko S4-389								
Alarm	Insufficient medium , Overload(compressor, pump), Chiller high pressure alarm, Chiller low pressure alarm, Freezing alarm, Compressor over-heat, Medium temp.high alarm, Medium temp. low alarm, Sensor disconnect, Reverse phase								
Dynakleen · N Deo	Options			Standard equipment					
Dimensions (W×D×Hmm)	503×657×1230	553×657×1330	1020×800×1620	1300×1000×1670	1500×1100×1970	2225×1150×1800			

*1 Figured at 7°C of chilling water, 30°C of inlet cooling water and 35°C outlet cooling water.

1kW=860kcal/h
1MPa=10.197kg/cm²

* Please contact us for Specifications of 40 to 60 horsepower.

Kawata U.S.A., Inc.
712 W Algonquin Rd
Arlington Heights, IL 60005



Equipped with energy saving indicator

Performance curve of medium flow rate. (KCW-03L-IV~KCW-30L-IV)

